



Operation Instruction of Fiber Laser

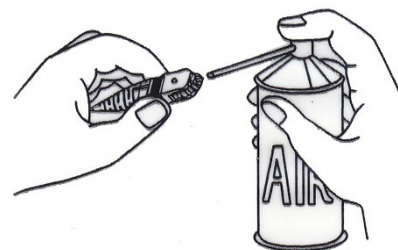


Connector of FC/PC



Fiber Collimator

1. First please turn-on the laser output cover.
2. Please setting the fiber optical discreteness to laser output aperture.



3. Teardown the rubber chapeau from fiber head, then use alcohol cotton to clean the fiber head. (**Pure >99.5% Ethanol absolute**), and below ferrule dry with compressed air before installation



4. Setting the fiber to optical discreteness.
5. Open the laser, then use the hexagon Key to adjust the 3 adjustable nut up to take the right power with laser power meter.

